

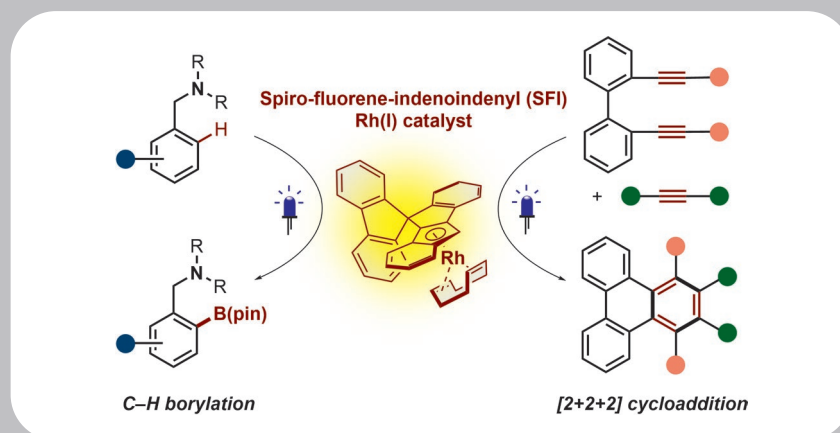
Synform

People, Trends and Views in Chemical Synthesis

2023/11

Design, Synthesis and Visible-Light-Induced Non-Radical Reactions of Dual-Functional Rh Catalysts

Highlighted article by S. Ouchi, T. Inoue, J. Nogami, Y. Nagashima, K. Tanaka



Contact

Your opinion about Synform is welcome,
please correspond if you like:
marketing@thieme-chemistry.com

Dear Readers,

This very rich November issue of SYNFORM continues with the introduction of Editorial Board members who recently joined the Thieme Chemistry family of journals. I am very glad to welcome here Professor Akimitsu Narita (Okinawa Institute of Science and Technology Graduate University, Japan) who joined the Editorial Board of *Organic Materials* with effect of January 2023, who is the protagonist of a brief interview about his new role and research interests.

The issue is effectively kicked off by a Literature Coverage article on the stereospecific synthesis of complex chiral sulfoxides via nickel-catalysed enantioselective hydrosulfenation of alkynes, developed by G. Lu and Q.-W. Zhang (P. R. of China). The second Literature Coverage article covers a detailed and intriguing study of the visible-light-induced non-radical reactions promoted by dual-functional rhodium catalysts, recently published by the group of K. Tanaka (Japan). The follow-up article is a Young Career Focus interview with the 2023 Thieme Chemistry Journals Awardee Christoph Nitsche (Australia) who tells SYNFORM about his research and personal interests. The next Literature Coverage article covers an exciting work recently published in SYNTHESIS by the group of Philipp Kohler (Switzerland) – from the private sector – on a very effective method to achieve the Suzuki–Miyaura coupling utilizing aryl nosylates and diethanolamine boronates.

Enjoy your reading!



In this issue

- Literature Coverage
Nickel-Catalysed Enantioselective Hydrosulfenation of Alkynes A183
- Literature Coverage
Design, Synthesis and Visible-Light-Induced Non-Radical Reactions of Dual-Functional Rh Catalysts A186
- Young Career Focus
Young Career Focus: Professor Christoph Nitsche (Australian National University, Australia) A188
- SYNTHESIS Highlight
Suzuki–Miyaura Coupling of Aryl Nosylates with Diethanolamine Boronates A190
- Editorial Board Focus
Editorial Board Focus: Dr. rer. nat. Akimitsu Narita (Okinawa Institute of Science and Technology Graduate University, Japan) A192
- Coming soon A193

Contact

If you have any questions or wish to send feedback, please write to Matteo Zanda at: synform@outlook.com

Nickel-Catalysed Enantioselective Hydrosulfenation of Alkynes

Nat. Catal. **2023**, *6*, 487–494

Chiral sulfur compounds – such as sulfoxides and sulfoximines – have broad applications in various areas of chemistry, especially at the interfaces with biology, drug discovery and materials science. Often, molecules with different stereochemistry at the sulfur atom exhibit dramatically different chemical and biological properties, which renders critically important the capacity of synthesizing these molecules in a stereocontrolled and stereospecific manner. “As a continuation of our research on the catalytic asymmetric synthesis of P-stereogenic compounds, we have expanded our synthetic strategy to include the synthesis of other coordinating elements, in collaboration with the Gang Lu group from Shandong University,”¹ explained Professor Qing-Wei Zhang from the University of Science and Technology of China (Hefei, P. R. of China). He continued: “Given the significant applications of sulfur-containing chiral compounds in pharmaceuticals and materials sciences, we aimed to develop a more efficient and convenient approach for synthesizing S-stereogenic compounds.² Among the various strategies available, transition-metal-catalyzed asymmetric hydrofunctionalization emerges as the most promising method in terms of atom-economy and efficiency. Building upon our previous research, we have established that the asymmetric hydrophosphinylation reaction of conjugated enynes, under the catalysis of a nickel complex, proceeds through a protonation mechanism.³ Inspired by this mechanistic pathway, we postulated that sulfoxides, which can be considered analogous to phosphine oxides, can also be constructed using similar methodologies.”

It has been reported that alkynes or alkenes can undergo a concerted reaction with in situ generated sulfenic acid, resulting in the formation of the corresponding racemic sulfoxides.⁴ However, for over half a century, the chiral version of this method has not been achieved. Professor Zhang said: “Our research focuses on addressing several key challenges associated with this approach: 1) identifying a suitable catalytic system to prevent the occurrence of concerted background reaction; 2) mitigating the poisoning effect of sulfenic acid on the transition-metal catalyst; and 3) attaining high enantioselectivity and regioselectivity of the reaction. Leveraging our extensive investigations in nickel catalysis, we have successfully achieved the regio- and enantioselective hydrosulfenation of alkynes under mild reaction conditions, providing a reliable method for the preparation of structurally diverse chiral alkenyl sulfoxides (Figure 1).”¹

Professor Zhang revealed that during their initial explorations, it was found that the ligand was critical to the success of the reaction, both in terms of reactivity and enantioselectivity. “Among the ligands investigated, the electron-rich Ph-BPE [1,2-bis((2*R*,5*R*)-2,5-diphenylphospholano)ethane] demonstrated superior performance, likely due to its ability to effectively stabilize the nickel catalyst through strong coordination, thereby minimizing its susceptibility to poisoning effects,” explained Professor Zhang, who continued: “Remarkably, the reaction exhibited a broad functional group tolerance, enabling the late-stage modification of several specific drugs. The resulting alkenyl sulfoxide product also exhibited utility as a versatile Michael acceptor, displaying high reactivity towards a diverse range of nucleophiles.”

The reaction mechanism was investigated using a combination of experimental and computational methods in collaboration with Prof. Gang Lu, which confirmed the group's initial expectations, aligning with their previous discoveries. Specifically, it was observed that the nickel catalyst coordinated with the alkyne following the Dewar–Chatt–Duncanson model.⁵ “Through π -back donation, this coordination led to an enhancement in both the electron density and basicity of the alkyne, resulting in a greater negative charge on the terminal carbon,” said Professor Zhang. He went on: “Simultaneously, the sulfenic acid coordinated with the nickel catalyst via its sulfur atom, further augmenting the basicity of the alkyne. Additionally, the electron transfer to the Ni-alkyne moiety increased the acidity of the sulfenic acid. This enhanced acidity of the sulfenic acid – in addition to the enhanced basicity of the alkyne – collectively facilitated the subsequent protonation step. Importantly, due to the electron-rich nature of the terminal carbon, the proton transfer occurred selectively from the sulfenic acid to the terminal carbon, thereby dictating the regioselectivity of the reaction. The investigation of these mechanisms holds significant implications for the design of additional nickel-catalyzed asymmetric hydrofunctionalization reactions aimed at synthesizing chiral compounds with heteroatom-stereogenic centers.” Professor Zhang concluded: “By understanding the intricate details of these reaction mechanisms, researchers can make informed choices when designing catalytic systems and ligands, ultimately leading to the efficient and selective synthesis of a wide range of chiral compounds with heteroatom-stereogenic centers.”

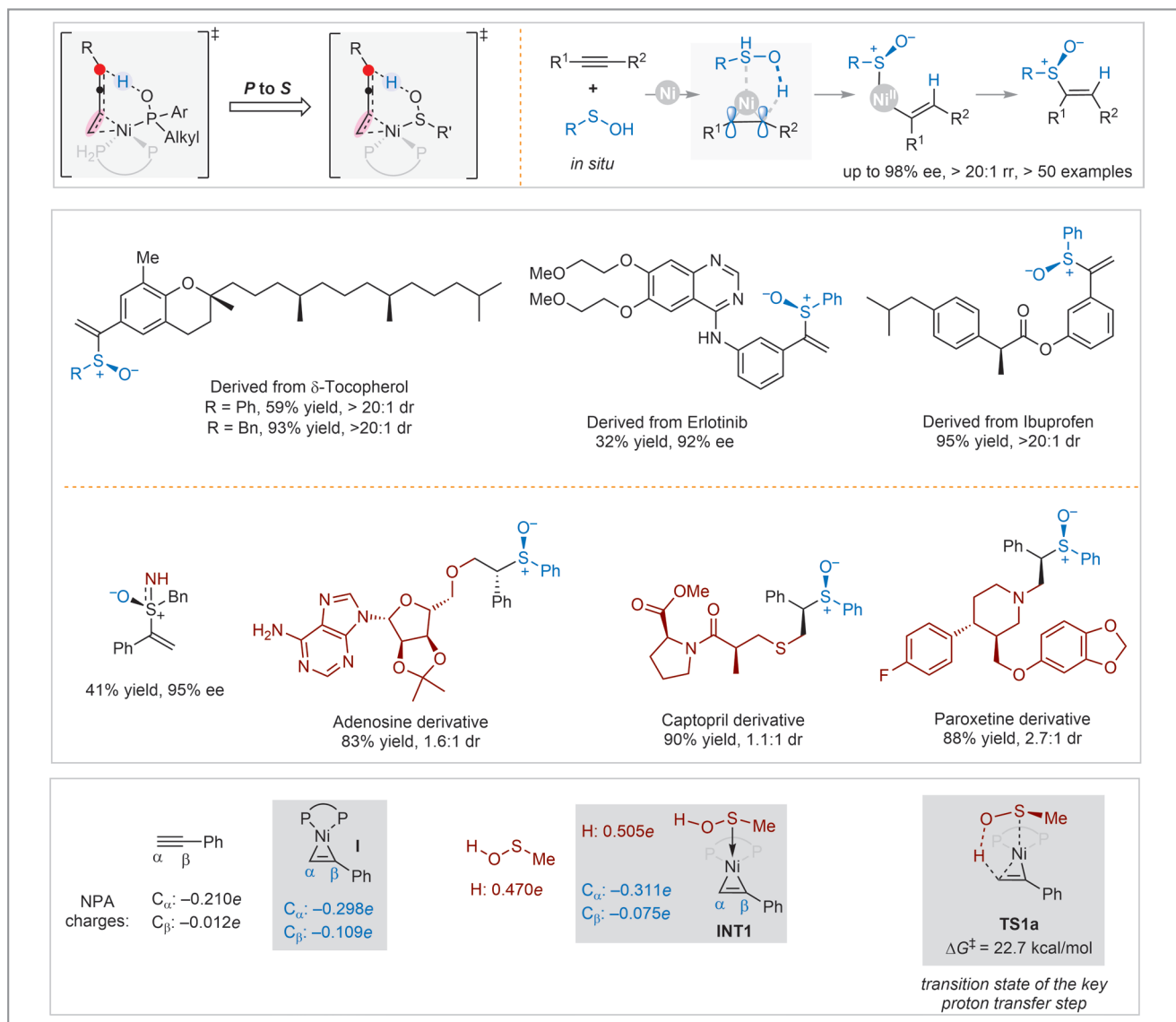


Figure 1 Hydrosulfenation of alkynes

Matthews Farah

REFERENCES

- (1) Y.-Q. Zhang, L. Hu, L. Yuwen, G. Lu, Q.-W. Zhang *Nat. Catal.* **2023**, *6*, 487–494.
- (2) I. Fernández, N. Khair *Chem. Rev.* **2003**, *103*, 3651–3706.
- (3) Y.-Q. Zhang, X.-Y. Han, Y. Wu, P.-J. Qi, Q. Zhang, Q.-W. Zhang *Chem. Sci.* **2022**, *13*, 4095–4102.
- (4) J. R. Shelton, K. E. Davis *J. Am. Chem. Soc.* **1967**, *89*, 718–719.
- (5) (a) M. J. S. Dewar *Bull. Soc. Chim. Fr.* **1951**, *18*, C79.
 (b) J. Chatt, L. A. Duncanson *J. Chem. Soc.* **1953**, 2939–2947.
 (c) J. Chatt, L. A. Duncanson, L. M. Venanzi *J. Chem. Soc.* **1955**, 4456–4460.

About the authors



Dr. Y-Q. Zhang

Ya-Qian Zhang received her B.S. degree in chemistry at Zhengzhou Normal University (P. R. of China) in 2018. She completed her Ph.D. at University of Science and Technology of China in 2023 under the direction of Prof. Qing-Wei Zhang. Her research interests include synthesis of heteroatom-stereogenic compounds and mechanistic study.



Prof. G. Lu

Gang Lu received his Ph.D. at the University of Chinese Academy of Sciences (P. R. of China) in 2012. He then worked as a postdoctoral scholar at the University of Pittsburgh (USA). He joined the faculty at the School of Chemistry and Chemical Engineering, Shandong University (P. R. of China) in September 2018. His research interests include computational studies and quantitative analyses of organic reactions (<https://faculty.sdu.edu.cn/lugang>).



Dr. L. Hu

Lingfei Hu received his B.S. and M.S. degrees in chemistry from Inner Mongolia Normal University (P. R. of China) and Tianjin University (P. R. of China) in 2016 and 2019, respectively. He completed his Ph.D. at Shandong University (P. R. of China) in 2023 under the direction of Professor Gang Lu. His research interests include mechanism study and quantitative analyses of reactivity and selectivity in organic reactions.



Prof. Q-W. Zhang

Qing-Wei Zhang received his Ph.D. at Lanzhou University (P. R. of China) in 2012. He then worked as a postdoctoral researcher at Tsinghua University (P. R. of China) and University of California, Berkeley (USA). In March 2018, he began his independent research career at the University of Science and Technology of China (P. R. of China). His research interests focus mainly on asymmetric catalysis (<http://staff.ustc.edu.cn/~zhangqw1>).



L. Yuwen

Liyan Yuwen received her B.S. degree at Soochow University (P. R. of China) in 2021. She then started her MS degree studies at the University of Science and Technology of China (P. R. of China) under the direction of Prof. Qing-Wei Zhang. Her research interests focus on asymmetric transition-metal catalysis.

Design, Synthesis and Visible-Light-Induced Non-Radical Reactions of Dual-Functional Rh Catalysts

Nat. Synth. **2023**, *2*, 535–547

In visible photocatalysis, a catalyst absorbs photons from a visible-light source and undergoes an electronic excitation to a higher energy state. This excited-state photocatalyst can then interact with organic substrates to initiate a wide range of reactions, which are otherwise much more challenging under conventional thermal conditions. In recent years, photocatalysis has emerged as a powerful tool in organic synthesis, revolutionizing the way chemists design and execute a large number of transformations.

A single transition-metal complex that performs both visible-light absorption and chemical transformation is an ideal photocatalyst. Currently, such transition-metal catalysts are mainly limited to radical mechanisms. This *Nature Synthesis* paper by Professor Ken Tanaka and co-workers at

the Tokyo Institute of Technology (Japan) explores the topic and finds a powerful solution, which could open the way to new avenues in organic photocatalysis. Dr. Yuki Nagashima, co-corresponding author on the paper, told SYNFORM: “The paper describes our development of rhodium-based unprecedented photocatalysts – spiro-fluorene-indenoindenyl (SFI)-Rh(I) complexes – that can act as a single photocatalyst with high light-harvesting abilities and facilitate non-radical mechanisms. This catalyst successfully extends the scope of typical rhodium-catalyzed reactions to challenging substrates under visible-light irradiation.”

Dr. Nagashima went on to reveal how the paper resulted from an unexpected development of an earlier project: “We were originally investigating Pt or Au-catalyzed spirocycliza-

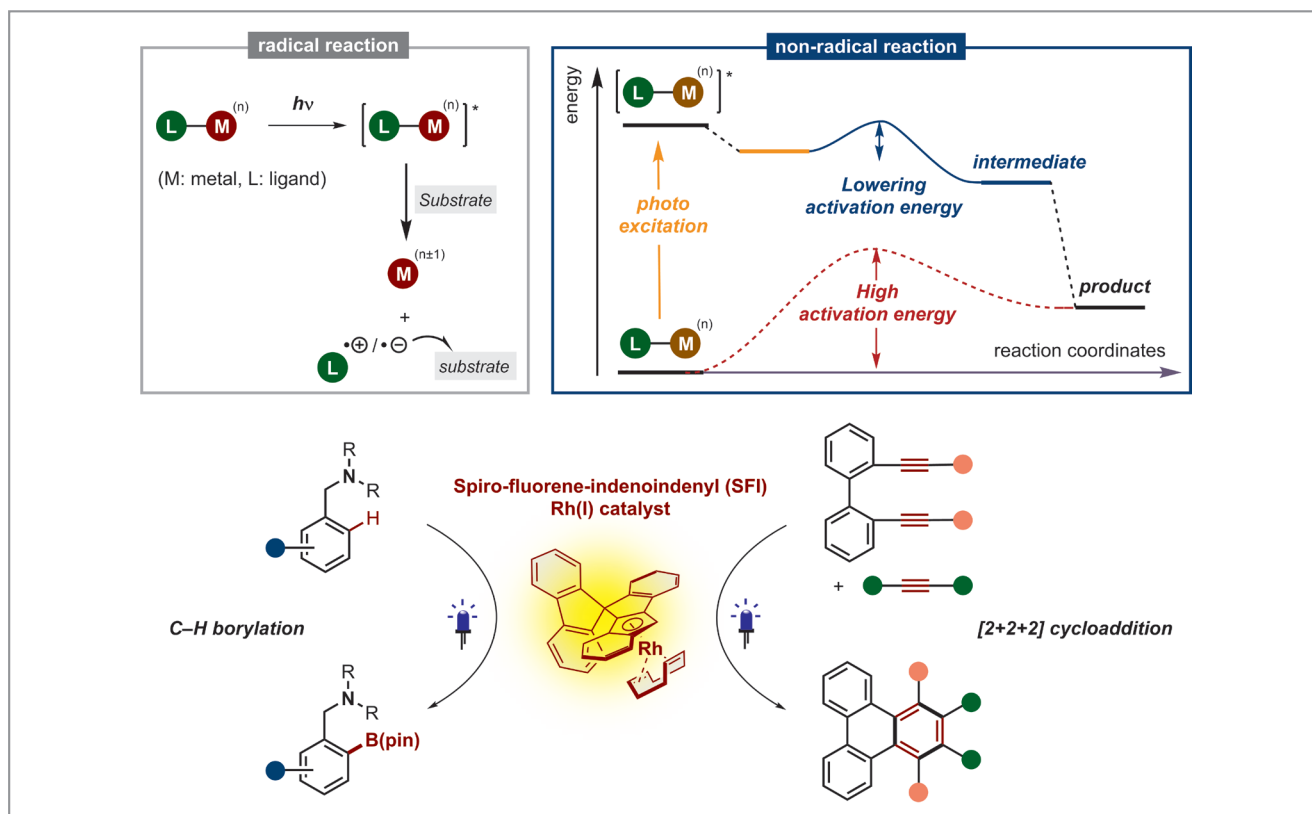


Figure 1 Spiro-fluorene-indenoindenyl (SFI) Rh(I) catalyst facilitating photo-induced non-radical reactions

tion reactions (*Org. Lett.* **2021**, *23*, 1934–1939). During the course of this study, we isolated an unanticipated product, spiro-fluorene-phenylene vinylenes, which can be one of the most suitable ligands to rhodium-based photocatalysts. The synthesis of the rhodium complex by using this ligand is successful, which also surprised us.”

Dr. Nagashima concluded: “Our next goal is to extend the potential to be a versatile light-driven catalyst that can break through the ground-state limitations in various photoreactions.”

About the authors



Dr. Y. Nagashima

Yuki Nagashima received his BSc (2012), MSc (2014), and PhD (2019) from The University of Tokyo (Japan) under the supervision of Professor Masanobu Uchiyama. After working at Mitsubishi Tanabe Pharma Corporation (Japan) as a medicinal chemist (2014–2020), he moved to Tokyo Institute of Technology (Japan) as an Assistant Professor in the research group of Professor Ken Tanaka from 2020. His research interests are focused on the development of photoinduced reactions and catalytic reactions combined with computational chemistry.



L. Yuwen

Ken Tanaka received his BSc (1990) and MSc (1993, Professor Koichi Narasaka) from The University of Tokyo (Japan). He joined Mitsubishi Chemical Corporation (Japan) in 1993. He obtained his PhD (1998, Professor Takeshi Kitahara) from The University of Tokyo and then worked as a post-doctoral fellow at MIT, USA (Professor Gregory C. Fu, 1999–2001). In 2002, he moved to Tokyo University of Agriculture and Technology (Japan) as an associate professor and was promoted to full professor in 2009. In 2014, he moved to Tokyo Institute of Technology (Japan) as a full professor. His research is focused on organic and organo-metallic chemistry.

Young Career Focus: Professor Christoph Nitsche (Australian National University, Australia)

Background and Purpose. SYNFORM regularly meets young up-and-coming researchers who are performing exceptionally well in the arena of organic chemistry and related fields of research, in order to introduce them to the readership. This Young Career Focus presents Professor Christoph Nitsche (Australian National University, Australia).

Biographical Sketch



Assoc. Prof. C. Nitsche

Christoph Nitsche is an Associate Professor at the Australian National University (ANU, Australia). He grew up in Anklam, Germany, and studied chemistry at the University of Halle-Wittenberg (Germany). He completed his PhD at Heidelberg University (Germany) in 2014 and received a Feodor Lynen Research Fellowship from the Alexander von Humboldt Foundation to work at the ANU from 2015 to 2018. After a short period as a Rising Star Fellow at the Free University of Berlin (Germany), he was awarded an ARC Discovery Early Career Research Award (2019) to return to the ANU, where he was appointed to a faculty position in 2020. He recently received an ARC Future Fellowship (2022), the John Wade Early Career Researcher Award (2022), the Peter Schwerdtfeger Award (2022), the Australian Research Award as the top researcher in the field of Medicinal Chemistry (2023), a Thieme Chemistry Journals Award (2023), and the RSC Medicinal Chemistry Emerging Investigator Lectureship (2023).

INTERVIEW

SYNFORM *What is the focus of your current research activity?*

Assoc. Prof. C. Nitsche My present research revolves around the biocompatible modification of peptides and proteins. Our particular focus lies in selective chemical modifications that can be carried out under conditions applicable to bioconjugation, imaging, and peptide display technologies, where the need for selective and robust chemical modifications is crucial. The simpler and more reliable these chemical transformations are, the higher the chances that they will find broad applications.

SYNFORM *When did you get interested in synthesis?*

Assoc. Prof. C. Nitsche I studied the classical chemistry curriculum in Germany, which was heavy on synthetic chemistry. I became fascinated by how synthetic compounds can manipulate biological systems, igniting my interest in medicinal chemistry and chemical biology. During my undergraduate studies, I synthesised several molecules that were tested in cellular apoptosis assays. This direct link between synthesis and biological activity has intrigued me ever since. I moved on to pursue a PhD in medicinal chemistry and a postdoc in structural biology to learn more about the biological aspects, while synthesis has remained an essential part of my research.

SYNFORM *What do you think about the modern role and prospects of organic synthesis?*

Assoc. Prof. C. Nitsche A central aspect of organic chemistry has always been studying and manipulating compounds of natural origin, which, in the broadest sense, is still what my current research is focused on. The continuing importance of organic chemistry for biomedical sciences has recently been

demonstrated by the Nobel Prize awarded to Bertozzi, Meldal and Sharpless for the development of click chemistry and bioorthogonal chemistry.

SYNFORM *Could you tell us more about your group's areas of research and your aims?*

Assoc. Prof. C. Nitsche We have developed biocompatible reactions that are valuable in peptide-based drug discovery and protein bioconjugation. One of our primary goals is to create simple methods that can restrict the flexibility of peptides, thereby enhancing their potential as drug candidates. Through our biocompatible modifications, we have demonstrated the ability to simultaneously improve the biological activity, proteolytic stability, and cell membrane permeability of peptides.

SYNFORM *What is your most important scientific achievement to date and why?*

Assoc. Prof. C. Nitsche The modification of peptides and proteins using bismuth(III) has gathered some attention. In 2017, I discovered that bismuth can be utilised to selectively attach probes to proteins. Since then, we have further expanded this work, for example, to constrain peptides. The use of bismuth in peptides and proteins is intriguing due to its simplicity and its potential for therapeutic applications.

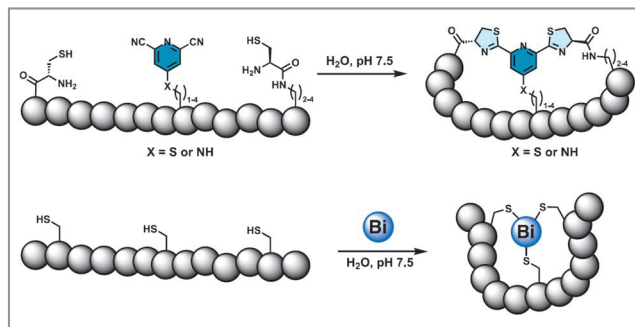
SYNFORM *Could you tell us something about yourself outside the lab, such as your hobbies or extra-work interests?*

Assoc. Prof. C. Nitsche I have three children who keep me both busy and entertained. In my free time, I enjoy gardening, reading, and going on bush walks. I am also working on improving my surfing skills, taking it step by step.

SYNFORM *What is the most exciting aspect of your job, the one you like the most?*

Assoc. Prof. C. Nitsche What I find most enjoyable about my job is the daily interactions with my research group. Working with highly motivated and innovative students at all levels is incredibly rewarding. The best moments undoubtedly occur when the students find that an idea, once just sketched on a piece of paper, actually works, or when they make an unexpected discovery.

Christoph Nitsche



Scheme 1 Two biocompatible strategies to constrain peptides pioneered by the Nitsche laboratory

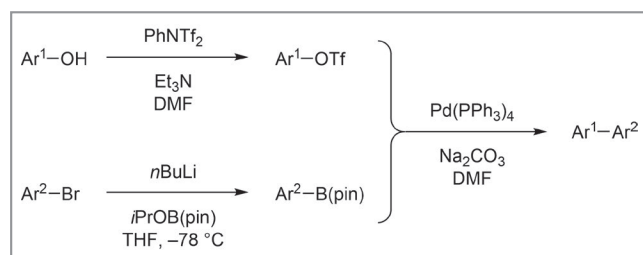


Figure 1 Assoc. Prof. Christoph Nitsche holding a bismuth crystal. Bismuth is a green and non-toxic metal with outstanding potential for bioconjugation

Suzuki–Miyaura Coupling of Aryl Nosylates with Diethanolamine Boronates

Synthesis **2023**, *55*, 3159–3171

This SYNTHESIS paper was authored by a research team led by Dr Philipp Kohler, from the Chemistry Process R&D group, Idorsia Pharmaceuticals Ltd. (Allschwil, Switzerland). Dr Kohler told SYNFORM: “Our work was inspired by a recent development project, in which we had to implement a Suzuki coupling of two heterocyclic entities: one with a phenolic functionality, the other featuring a boronate. In the discovery route, the building blocks were activated in the standard fashion: the phenol (Ar¹) as the triflate, the other building block (Ar²) as the pinacol boronate, which was prepared through lithiation of the corresponding bromide and quenching with a suitable borylation reagent.”

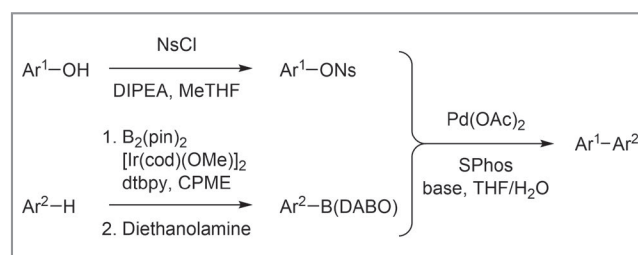


Scheme 1 Discovery route

Dr Kohler explained that both Ar¹-OTf and Ar²-B(pin) were oils and used as crude material or purified by chromatography. Additionally, the conditions for their preparation were not considered favorable due to cryogenic conditions. “We accepted the challenging goal to find derivatives that were prepared under ‘process-like’ conditions and purified by crystallization,” he said, continuing: “This led us to the identification of the nosylate and the diethanolamine (DABO) boronate as suitable, crystalline substrates. The ensuing Suzuki coupling required some screening of conditions because of the lowered reactivity compared to the triflate/pinacol boronate combination.”

Eventually, the authors ended up preparing the nosylate using NsCl and DIPEA in 2-methyltetrahydrofuran (MeTHF) – a green reaction solvent. “The boronate was prepared by C–H borylation using an iridium catalyst and B₂(pin)₂,” said Dr Kohler. He went on: “The intermediate, non-crystalline, pinacol boronate was converted into the DABO boronate by

reaction with diethanolamine, resulting in crystallization from the reaction mixture. For the Suzuki coupling, reaction optimization resulted in a system of Pd(OAc)₂ and SPhos. These conditions were successfully scaled up to 600 g scale.”



Scheme 2 Scale-up route

Based on this success story, the authors were motivated to generalize the Suzuki coupling conditions to make them available for a wide range of relevant substrates. At this point, they were less interested in optimizing the formation of the substrates themselves, since the synthesis of nosylates as well as DABO boronates is well described in the literature. Hence, they recommenced their work by identifying more general reaction conditions for the coupling on model substrates, which were identified using the authors’ Pd(OAc)₂/XPhos/K₂CO₃ system. Dr Kohler explained: “Water was required for conversion; therefore, one can assume the free boronic acid to be the reactive species. We went on to prepare a variety of nosylates and DABO boronates to investigate the substrate scope. To our delight, all of the prepared starting materials turned out to be highly crystalline, thereby validating our rationale. Most of the substrates were successfully tested in the Suzuki coupling, although certain heterocyclic DABO boronates and sterically hindered nosylates were not tolerated. In a competition experiment, a reactivity order of Cl > ONs > OTs was determined.”

Dr Kohler ended by saying: “We believe that this piece of work has relevance for process chemists, as it offers the benefit of crystalline substrates in combination with a common catalytic system. Furthermore, we hope that it raises awareness in discovery chemistry for the various possibilities of modern cross-coupling reactions, which are not necessarily limited

to optimization of the catalytic system itself.” He concluded: “A potential extension of the work might be the generalization of the previously mentioned sequence of C–H borylation and conversion into the DABO boronate, followed by Suzuki coupling.”

Mattias Fanak

About the authors




Dr. P. Kohler

Philipp Kohler received his Ph.D. in 2010 from ETH Zürich (Switzerland) with Prof. F. Diederich. He then moved to the University of California, Irvine (USA), for postdoctoral studies with Prof. L. E. Overman. In 2012, he accepted a position as R&D chemist at Dottikon ES (Switzerland), before moving on to Idorsia (then Actelion), Switzerland, in 2014. He has been active as a process chemist at Idorsia since then, working on >10 small-molecule APIs spanning preclinical to late-stage development.



Dr. G. Schäfer

Gabriel Schäfer obtained his PhD in 2014 from ETH Zürich (Switzerland) under the supervision of Prof. J. Bode. After completing a postdoctoral research stay with Prof. F. D. Toste in Berkeley (USA), he started his industrial career in 2015 as a Process Chemist at Actelion Pharmaceuticals (Switzerland). After the acquisition of Actelion by J&J and the subsequent merger of Idorsia Pharmaceuticals in 2017, he worked as a Senior Scientist in Idorsia's Chemistry Process R&D group (Switzerland). In this function, he developed robust and scalable chemical routes for Idorsia's preclinical candidates and clinical assets. In 2020, he was promoted to Group Leader of the Chemistry Process R&D group, leading a fantastic team of 20 highly motivated people. His work has been published in over 20 publications and patents. He also serves as a member of the 'Early Career International Advisory Board' of Helvetica Chimica Acta.



T. Perrin

Timothé Perrin obtained his Master's degree in molecular and macromolecular chemistry from the National College of Chemical Engineering in Mulhouse (France) in collaboration with Idorsia (Switzerland), where he worked in the medicinal chemistry department with Dr. S. Diethelm, in 2023. He then worked for 4 months as a research associate in process chemistry under the supervision of P. Kohler, Idorsia. He is currently employed as a process development chemist at PolyPeptide (Belgium).

Editorial Board Focus: Dr. rer. nat. Akimitsu Narita (Okinawa Institute of Science and Technology Graduate University, Japan)

Background and Purpose. From time to time, SYNFORM portraits Thieme Chemistry Editorial Board or Editorial Advisory Board members who answer several questions regarding their research interests and revealing their impressions and views on the developments in organic chemistry as a general research field. This Editorial Board Focus presents Dr. rer. nat. Akimitsu Narita (Okinawa Institute of Science and Technology Graduate University, Japan) who joined the Editorial Board of Organic Materials with effect of January 2023.

Biographical Sketch



Dr. rer. nat. A. Narita

Akimitsu Narita was born and raised in Yokohama, Japan. He received his Bachelor's and Master's degrees in chemistry at the University of Tokyo (Japan) under the supervision of Professor Eiichi Nakamura. He then joined Professor Klaus Müllen's group at the Max Planck Institute for Polymer Research (MPIP) in Mainz, Germany and obtained his doctorate in chemistry from Johannes Gutenberg University of Mainz in 2014. In the same year, he became a project leader in the Synthetic Chemistry Department at MPIP. In 2018, he joined OIST as an Assistant Professor (Adjunct) to lead the Organic and Carbon Nanomaterials Unit. He is now working full-time as an Assistant Professor at OIST since 2020.

INTERVIEW

SYNFORM *You are a leading researcher in the field of organic materials science. Could you tell us more about the importance of that field and your current research activities?*

Dr. rer. nat. A. Narita Organic materials can be the basis for the development of new technologies as well as for the advancement of various fields of sciences. My group is currently focused on the synthesis and characterizations of large polycyclic aromatic hydrocarbons and other related nanocarbon molecules with unique structures and properties. Through the elucidation of the structure–property relationship, we aim at developing materials with optimal optoelectronic and photophysical properties for potential applications, including organic lasers, bioimaging, and solar energy conversion.

SYNFORM *Please comment on your role as a member of the Editorial Board of Organic Materials?*

Dr. rer. nat. A. Narita I am excited to serve as an Associate Editor of this young journal and contribute to its further development, especially strengthening its coverage of carbon-rich organic materials and synthetic methods beyond the conventional organic synthesis.

SYNFORM *Could you tell us something about yourself outside the lab, such as your hobbies or extra-work interests?*

Dr. rer. nat. A. Narita I played the trumpet in a university orchestra during my studies and still like to listen to classical music.

Akimitsu Narita

Coming soon

Literature Coverage

Multi-site Programmable Functionalization of Alkenes via Controllable Alkene Isomerization

Literature Coverage

Mechanistic Snapshots of Rhodium-Catalyzed Acylnitrene Transfer Reactions

SYNTHESIS Highlight

Synthesis and Immunological Evaluation of *Escherichia Coli* O1-Derived Oligosaccharide-Protein Conjugates toward Avian Pathogenic *Escherichia Coli* O1 Vaccine Development

Further highlights

Synthesis Review: Synthesis of Heterocycles from Donor-Acceptor Cyclopropanes: A Five-Year Recap

(by A. Deepthi and co-workers)

Synlett Account: Bioinspired Total Syntheses of Secologanin-Related Natural Products: A Demonstration of the Power of Secologanin in the Flask

(by H. Ishikawa, J. Sakamoto)

Synfacts Synfact of the Month in category "Metals in Synthesis": Fluorocarbonylation Via Palladium/Phosphine Synergistic Catalysis

For current SYNFORM articles, please visit www.thieme-chemistry.com
 SYNFORM issue 2023/12 is available from November 15, 2023
 at www.thieme-connect.com/ejournals

Editor

Matteo Zanda
 C.N.R. – Istituto di Scienze e Tecnologie Chimiche (SCITEC)
 Via Mancinelli, 7, 20131 Milano, Italy
 Editorial Assistant: Alison M. Sage, synform@outlook.com

Editorial Office

Senior Director, Operations:
 Susanne Haak, susanne.haak@thieme.de
 Scientific Editor:
 Selena Boothroyd, selena.boothroyd@thieme.de
 Director, Acquisitions:
 Giuliana Rubulotta, giuliana.rubulotta@thieme.de
 Executive Editor:
 Stefanie Baumann, stefanie.baumann@thieme.de
 Editorial Assistant:
 Sabine Heller, sabine.heller@thieme.de
 Typesetting:
 Ulrike Holzwarth, Büro für Gestaltung, Stuttgart
 Postal Address: Thieme Chemistry Journals, Georg Thieme Verlag KG,
 Rüdigerstraße 14, 70469 Stuttgart, Germany.
 Homepage: www.thieme-chemistry.com

Publication Information

Synform will be published 12 times in 2023 by Georg Thieme Verlag KG, Rüdigerstraße 14, 70469 Stuttgart, Germany, and is an additional online service for Synthesis, Synlett and Synfacts.

Product Names

Product names which are in fact registered trademarks may not have been specifically designated as such in every case. Thus, in those cases where a product has been referred to by its registered trademark it cannot be concluded that the name used is public domain. The same applies to labels, names or other signs.

Ordering Information for Synthesis, Synlett and Synfacts

The Americas: Thieme New York, 333 Seventh Avenue, New York, NY 10001, USA.
 Via e-mail: customerservice@thieme.com
 Via website: www.thieme-chemistry.com
 Phone: +1 212 760 0888; Fax: +1 212 947 0108
 Order toll-free within the USA: +1 800 782 3488

Europe, Africa, Asia, and Australia: Georg Thieme Verlag KG, Rüdigerstraße 14, 70469 Stuttgart, Germany.
 Via e-mail: customerservice@thieme.de
 Via website: www.thieme-chemistry.com
 Phone: +49 711 8931 421; Fax: +49 711 8931 410

Current list prices are available through www.thieme-chemistry.com.

Online Licensing Information

The online versions of Synform as well Synthesis, Synlett, Synfacts and SynOpen are available through www.thieme-connect.com/products/ejournals/journals where it is also possible to register for a free trial account. For information on multi-site licenses and pricing for corporate customers, as well as backfiles, please contact our regional offices:

The Americas: esales@thieme.com, phone: +1 212 584 4695
 Europe, Africa, Asia (ex. India), and Australia: eproducts@thieme.de,
 phone: +49 711 8931 407
 India: eproducts@thieme.in, phone +91 120 45 56 600

Manuscript Submission to Synthesis, Synlett, and SynOpen

Manuscript submissions will be processed exclusively online via <http://mc.manuscriptcentral.com/synthesis>, <http://mc.manuscriptcentral.com/synlett> and <http://mc.manuscriptcentral.com/synopen>, respectively. Please consult the Instructions for Authors before compiling a new manuscript. The current version and the Word template for manuscript preparation are available for download at www.thieme-chemistry.com.

Ownership and Copyright

© 2023, Thieme. All rights reserved.
 This publication, including all individual contributions and illustrations published therein, is legally protected by copyright for the duration of the copyright period. Any use, exploitation or commercialization outside the narrow limits set by copyright legislation, without the publisher's consent, is illegal and liable to criminal prosecution. This applies in particular to photocopy reproduction, copyright, cyclostyling, mimeographing or duplication of any kind, translating, preparation of microfilms, and electronic data processing and storage (CD-ROM, DVD, USB memory stick, databases, cloud-based service, ebook and other forms of electronic publishing) as well as making it available to the public (e.g., internet, intranet or other wired or wireless data networks), in particular by displaying on stationary or mobile visual display units, monitors, smart phones, tablets or other devices by download (e.g., e-pub, PDF, App) or retrieval in any other form.

Copyright Permission for Users in the USA

Authorization to photocopy items for internal or personal use, or the internal or personal use of specific clients, is granted by Georg Thieme Verlag KG Stuttgart · New York for libraries and other users registered with the Copyright Clearance Center (CCC) Transactional Reporting Service; www.copyright.com. For reprint information in the USA, please contact: journals@thieme.com