

Ruthenium Catalysts in Regioselective Hydrogenative Metathesis

Vaezeh Fathi Vavsari*

Peptide Chemistry Research Institute, K. N. Toosi University of Technology, P.O. Box 15875-4416, Tehran, Iran
v.fathi83@yahoo.com

Received: 10.04.2021

Accepted after revision: 29.04.2021

Published online: 31.05.2021

DOI: 10.1055/s-0040-1706043; Art ID: so-2021-d0021-spot

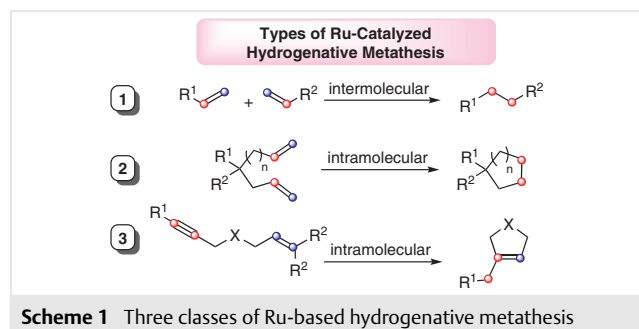


License terms:

© 2021. The Author(s). This is an open access article published by Thieme under the terms of the Creative Commons Attribution-NonDerivative-NonCommercial-License, permitting copying and reproduction so long as the original work is given appropriate credit. Contents may not be used for commercial purposes or adapted, remixed, transformed or built upon. (<https://creativecommons.org/licenses/by-nc-nd/4.0/>)

Abstract **Key words** catalysis, hydrogenation, metathesis, regioselectivity, ruthenium catalysts

Metathesis is an efficient way to build C–C bonds and to construct complex organic structures.¹ Molybdenum and tungsten catalysts are highly effective in metathesis of numerous olefins, however, their complexes are extremely sensitive towards air and moisture.² As a consequence, moisture- and air-compatible ruthenium complexes having considerably improved characteristics were developed in the late 1990s. Among these new catalysts, the ruthenium-containing Grubbs catalysts are very attractive due to their stability and modifiable structures, with various organic and inorganic groups, so that several generations of Grubbs catalyst have become commercially available.³ Ruthenium-based catalysts are currently used in three types of metathesis:⁴ intermolecular hydrogenative metathesis between two alkenes to give alkanes, intramolecular hydrogenative metathesis of a diene structure to obtain cycloalkanes, and intramolecular hydrogenative metathesis of an alkene-alkyne including structure to obtain cycloalkenes or alternative heterocycles (Scheme 1).



Vaezeh Fathi Vavsari was born in 1983 in Iran. She received her BSc degree in applied chemistry from the Ferdowsi University of Mashhad (2009) and her MSc degree in organic chemistry at the K. N. Toosi University of Technology (2013). She received her PhD degree in organic chemistry from Alzahra University in 2016. Her doctoral dissertation was concerned with surface functionalization of nanoporous materials by organic compounds and their application in the synthesis of biologically active compounds. She currently works as a researcher at the Peptide Chemistry Research Institute, K. N. Toosi University of Technology, Tehran, Iran. Her present research interests include organic synthesis, designing of novel multicomponent reactions, asymmetric synthesis, and also peptide chemistry.

The selective hydrogenation of a specific functional group in the presence of other potentially reducible functionalities is challenging. It has recently been found that ruthenium complexes can selectively catalyze such selective hydrogenations.⁵ Various ruthenium-catalyzed hydrogenations have been reported, such as hydrogenation of internal alkynes to obtain (*E*)-alkenes through *trans*-delivery of hydrogen,⁶ hydrogenation of unsaturated aldehydes and carboxylic acids to unsaturated alcohols,⁷ enantioselective hydrogenation of hydrazones,⁸ and levulinic acid hydrogenation to γ -valerolactone.⁹

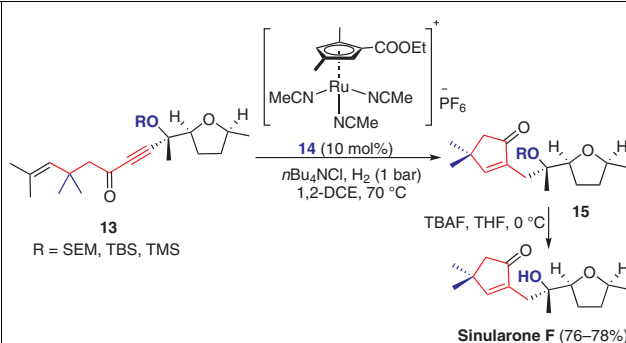
Furthermore, ruthenium metathesis can be coupled with selective hydrogenation in a one-pot sequential protocol. This is possible by the use of a ruthenium catalyst in the presence of a hydrogen source such as hydrogen gas or formic acid.

Abstracts

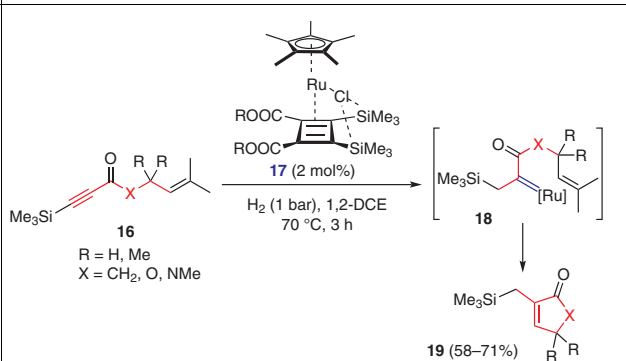
<p>(A) Sequential Crossed Metathesis–Aldehyde Reduction An emulsion of first-generation ruthenium indenylidene olefin metathesis catalyst M1¹⁰ in a mixture of surfactants can catalyze one-pot cross-metathesis/transfer-hydrogenation reactions of 10-undecenal 2 with methyl acrylate 1 in water as solvent. This conversion produces (<i>E</i>)-methyl-12-hydroxydodec-2-enoate 3 in 65–72% yield when run under air in a mixture of non-ionic Tween 20 and cationic dodecyl trimethyl ammonium chloride (DTMAC) as surfactants.¹¹</p>	
<p>(B) Cyclization Hydrogenative Metathesis One of the simplest routes to achieve substituted cyclopentanes and cycloheptanes is the use of dienes 4 in the Ru-catalyzed tandem ring-closing metathesis/hydrogenative reaction.¹² Second-generation Grubbs catalyst G2¹³ gives the cyclic products 5 in a highly regio- and chemoselective manner. In this case, formic acid plays the role of hydrogen donor. Such products 5 have been converted into the drugs Carbetapentane^{®14} and Fludilate^{®15}</p>	
<p>(C) Polymerization Hydrogenative Metathesis Inspired by the above-mentioned examples, the polymerization reaction of dimethyl-5-norbornene-2,3-dicarboxylate 6 with allyl-PEG5000 methyl ether 7 was accomplished in a Schlenk flask using a Grubbs third-generation catalyst through ring-opening metathesis polymerization/cross metathesis, followed by sequential one-pot hydrogenation reaction using formic acid. This reaction led to PEG end-capped polynorbornene.¹⁶</p>	
<p>(D) Ene-Yne Hydrogenative Metathesis <i>gem</i>-Hydrogenation of propargyl alcohol/ether compounds 9 and 11 catalyzed by chloro(pentamethylcyclopentadienyl)ruthenium(II) tetramer, [Cp*<i>Ru</i>Cl]₄, led to the formation of cyclopropenes 10 and 12, respectively, passing via piano-stool ruthenium carbenes. The substitutions of the substrates affect the outcomes of this reaction, furnishing the target cyclopropenes and/or bicyclo[3.1.0]hexanes.¹⁷</p>	<p> $R^1 = \text{Me, Et, H}$ $R^2 = \text{Me, TBS, TES}$ $X = \text{O, NTs}$ $R^3 = \text{Me, MOM, TBS}$ $R^4 = \text{Me, H}$ $X = \text{CH}_2, \text{O, C(COOMe)}_2$ $R^5 = \text{H, Me, Et, } i\text{-Pr}$ </p>

(E) Ene-Ynone Hydrogenative Metathesis

Compound **13** can be synthesized from readily available 2-acetyl-5-methylfuran in a six-step reaction sequence. Hydrogenative metathesis of **13** was catalyzed by ruthenium catalyst **14** to furnish adduct **15**, which was readily converted into the natural product sinularone F under standard conditions. It should be noted that the SEM derivative of **13** gave only trace amounts of the metathesis cyclopentenone **15**, while TBS and TMS derivatives of **13** were successfully cyclized to **15**.¹⁸

**(F) Heteroatom Involving Ene-Ynone Hydrogenative Metathesis**

Silylated alkynes are good candidates as substrates for highly regioselective gem-hydrogenation metathesis. Such substrates in the presence of a ruthenium catalyst undergo a 1,2-silyl shift to form the α -silylated carbene intermediate **18** that is subsequently converted into the cyclic products **19**.¹⁸

**Conflict of Interest**

The author declares no conflict of interest.

References

- (1) (a) Cheng-Sánchez, I.; Sarabia, F. *Synthesis* **2018**, *50*, 3749. (b) Becker, M. R.; Watson, R. B.; Schindler, C. S. *Chem. Soc. Rev.* **2018**, *47*, 7867.
- (2) Lefebvre, F.; Bouhoute, Y.; Szeto, K. C.; Merle, N.; de Mallmann, A.; Gauvin, R.; Taoufik, M. *Olefin Metathesis by Group VI (Mo, W) Metal Compounds*, In *Alkenes*; IntechOpen: London, **2017**.
- (3) (a) Nahra, F.; Cazin, C. S. *J. Chem. Soc. Rev.* **2021**, *50*, 3094. (b) Eivgi, O.; Lemcoff, N. G. *Synthesis* **2018**, *50*, 49.
- (4) (a) Hoveyda, A. H. *J. Org. Chem.* **2014**, *79*, 4763. (b) Mu, Y.; Nguyen, T. T.; van der Mei, F. W.; Schrock, R. R.; Hoveyda, A. H. *Angew. Chem. Int. Ed.* **2019**, *58*, 5365.
- (5) Pardatscher, L.; Hofmann, B. J.; Fischer, P. J.; Hölzl, S. M.; Reich, R. M.; Kühn, F. E.; Baratta, W. *ACS Catal.* **2019**, *9*, 11302.
- (6) Guthertz, A.; Leutzsch, M.; Wolf, L. M.; Gupta, P.; Rummelt, S. M.; Goddard, R.; Farès, C.; Thiel, W.; Fürstner, A. *J. Am. Chem. Soc.* **2018**, *140*, 3156.
- (7) (a) Lan, X.; Wang, T. *ACS Catal.* **2020**, *10*, 2764. (b) Sánchez, M. A.; Torres, G. C.; Mazzieri, V. A.; Pieck, C. L. *J. Chem. Technol. Biotechnol.* **2017**, *92*, 27.
- (8) Schuster, C. H.; Dropinski, J. F.; Shevlin, M.; Li, H.; Chen, S. *Org. Lett.* **2020**, *22*, 7562.
- (9) Park, K.; Padmanaban, S.; Kim, S. H.; Jung, K. D.; Yoon, S. *Chem-CatChem* **2021**, *13*, 695.
- (10) Schwab, P.; Grubbs, R. H.; Ziller, J. W. *J. Am. Chem. Soc.* **1996**, *118*, 100.
- (11) Öztürk, B. Ö.; Öztürk, S. *Mol. Catal.* **2020**, *480*, 110640.
- (12) Zieliński, G. K.; Majtczak, J.; Gutowski, M.; Grela, K. *J. Org. Chem.* **2018**, *83*, 2542.
- (13) Huang, J.; Stevens, E. D.; Nolan, S. P.; Petersen, J. L. *J. Am. Chem. Soc.* **1999**, *121*, 2674.
- (14) Calderon, S. N.; Izenwasser, S.; Heller, B.; Gutkind, J. S.; Mattson, M. V.; Su, T.-P.; Newman, A. H. *J. Med. Chem.* **1994**, *37*, 2285.
- (15) Nakajima, T.; Sunagawa, M.; Hirohashi, T.; Fujioka, K. *Chem. Pharm. Bull.* **1984**, *32*, 383.
- (16) Öztürk, B. Ö.; Durmuş, B.; Karabulut, Şehitoğlu. *S. Catal. Sci. Technol.* **2018**, *8*, 5807.
- (17) (a) Peil, S.; Guthertz, A.; Biberger, T.; Fürstner, A. *Angew. Chem. Int. Ed.* **2019**, *58*, 8851. (b) Biberger, T.; Zachmann, R. J.; Fürstner, A. *Angew. Chem. Int. Ed.* **2020**, *59*, 18423.
- (18) Peil, S.; Bistoni, G.; Goddard, R.; Fürstner, A. *J. Am. Chem. Soc.* **2020**, *142*, 18541.