




Prevalence of Sexual Dysfunctions and their Associated Factors in Pregnant Women in an Outpatient Prenatal Care Clinic

Prevalência de disfunções sexuais e seus fatores associados em gestantes de uma clínica de pré-natal

Julianna Azevedo Guendler¹  Leila Katz¹ Maria Eduarda Duarte Mello Flamini² Andrea Lemos³
Melania Maria Amorim¹

¹Instituto de Medicina Integral Professor Fernando Figueira, Recife, PE, Brazil

²Hospital das Clínicas de Pernambuco, Universidade Federal de Pernambuco, Recife, PE, Brazil

³Universidade Federal de Pernambuco, Recife, PE, Brazil

Address for correspondence Julianna de Azevedo Guendler, Master, Rua Professor Eduardo Wanderley Filho, 293/101, 51020-170, Recife, PE, Brazil (e-mail: jujuguendler@gmail.com).

Rev Bras Ginecol Obstet 2019;41:555–563.

Abstract

Objective To determine the prevalence of sexual dysfunction and its associated factors in pregnant women.


Methods A descriptive, cross-sectional study including 262 pregnant women aged 18 years or older with gestational age between 10 and 35 weeks. Women with urinary tract infections and conditions of gestational risk were excluded. The Pregnancy Sexual Response Inventory (PSRI) questionnaire was used. We performed a univariate descriptive analysis, and comparisons between the mean values of the sexual function domains were made using the Student *t*-test. The chi-squared test was used to determine the association between the independent and dependent variables. The prevalence ratios, with their respective 95% confidence intervals, were also estimated, and a multivariate analysis was performed.

Results A total of 64.9% of women reported a decrease in the frequency of sexual activity during pregnancy. Slightly more than half of the women (50.8%) were satisfied, and arousal was reported as excellent/good by 30.5% of them. The frequency of sexual difficulties/dysfunctions increased with pregnancy, rising from 5.7% to 58.8%, and pain during sexual intercourse was reported by 45.8% of them. Having higher education degree decreased the chance of being sexually dissatisfied by 50%. The total PSRI score showed a significant decrease from the prepregnancy period (mean score = 89.8, “excellent”) to the pregnancy period (mean score = 59.2, “good”).

Conclusion The mean sexual function score during pregnancy was classified as good, although most pregnant women reported at least one type of alteration in the sexual

Keywords

- ▶ sexual dysfunction
- ▶ sexuality
- ▶ pregnancy
- ▶ women’s health
- ▶ prevalence

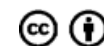
 Julianna Azevedo Guendler's ORCID is <https://orcid.org/0000-0002-2712-2599>.

received
March 22, 2019
accepted
June 17, 2019

DOI <https://doi.org/10.1055/s-0039-1695021>.
ISSN 0100-7203.

Copyright © 2019 by Thieme Revinter Publicações Ltda, Rio de Janeiro, Brazil

License terms



function domains, and the report of dissatisfaction was more frequent in women with lower schooling.

Resumo

Objetivo Determinar a prevalência e fatores associados de disfunção sexual em gestantes. **Métodos** Estudo descritivo, transversal, incluindo 262 gestantes com idade de 18 anos ou mais, e idade gestacional entre 10 e 35 semanas. Mulheres com infecção de trato urinário e gestação de alto risco foram excluídas. O Inventário de Resposta Sexual na Gestação (Pregnancy Sexual Response Inventory, PSRI) foi utilizado. Procedeu-se à análise univariada, e as comparações entre as médias dos domínios de função sexual foram avaliadas pelo teste *t* de Student. Associações entre as variáveis dependentes e independentes foram determinadas por teste do qui-quadrado. Também estimou-se a razão de prevalência, com intervalo de confiança de 95%, e realizou-se análise multivariada.

Resultados Um total de 64,9% das mulheres relataram diminuição na frequência de atividade sexual durante a gravidez. Pouco mais da metade das mulheres (50,8%) estavam satisfeitas, e a excitação foi relatada como excelente/boa por 30,5% delas. A frequência de dificuldades/disfunções sexuais aumentou com a gravidez, subindo de 5,7% para 58,8%, e dor na relação sexual foi relatada por 45,8% delas. Ter Ensino Superior diminuiu em 50% a chance de insatisfação sexual. O escore total do PSRI diminuiu significativamente entre o período pré-gestacional (escore médio = 89,8, “excelente”) e o período gestacional (escore médio = 59,2, “bom”).

Conclusão O escore médio da função sexual durante a gestação foi classificado como bom, embora a maioria das gestantes tenha relatado pelo menos um tipo de alteração nos domínios da função sexual. O relato de insatisfação foi mais frequente nas mulheres de baixa escolaridade.

Palavras-chave

- ▶ disfunção sexual
- ▶ sexualidade
- ▶ gravidez
- ▶ saúde da mulher
- ▶ prevalência

Introduction

Pregnancy is a special event in a woman's life, and it is accompanied by major physiological, psychologic and social changes that have repercussions on self-image, interpersonal relationships and sexuality.¹⁻³ The process of constructing motherhood involves a great deal of anxiety and primal fears, such as doubts about labor, about the ability to generate a healthy baby, and about the new relationships with the arrival of a new member in the family. In addition to this process, there are still adaptations to the new body, and physical discomfort and fatigue, which combined with cultural factors, can influence the sexual life of the couple.^{2,4,5}

According to a Brazilian systematic review,⁶ the prevalence of sexual dysfunction during pregnancy ranged from 38.9% to 73.3%, depending on the trimester of the pregnancy, when the assessment was conducted and associated diseases.⁶ As the pregnancy progresses, there is a tendency towards a decline in sexual activity. This deterioration in sexual function occurs not only in relation to the frequency of sexual intercourse, but also regarding the various domains of sexuality (desire, arousal, lubrication, orgasm, satisfaction and dyspareunia).⁷⁻⁹

Female sexual dysfunctions clearly appear to be multifaceted, and have been associated with individual variables. Some studies point to factors related to sexual dysfunction during

pregnancy, such as: maternal age; schooling; number of children; pregnancy planning; body image; satisfaction with the couple's relationship; depression; and anxiety, among others.^{2,4,10} However, there is no established evidence of the real influence of most of these factors on sexual function.

Prepregnancy sexuality plays an important role in maintaining sexuality during pregnancy.¹¹ In this context, the assessment of the sexual function of a couple since the beginning of the pregnancy can be useful so they maintain a healthy sexual activity, reduce and alleviate any anxiety they may have, and so that the woman experiences less discomfort related to sexual function during pregnancy.

In addition, it is essential to know the main changes resulting from pregnancy in order to apply measures to minimize the impact of sexual dysfunction on the relationship of the couple. The search for more epidemiological data evaluating the prevalence of sexuality dysfunctions before and during pregnancy and their associated factors is important to measure the magnitude of this problem.

Thus, the objective of the present study was to determine the prevalence of sexual dysfunction in pregnant women followed at the prenatal care clinic of a reference hospital, to compare this prevalence with the period before pregnancy and to analyze the factors associated with sexual dissatisfaction, using a questionnaire validated for pregnant women.

Methods

This cross-sectional study was approved by the Ethics in Research Committee of Instituto de Medicina Integral Professor Fernando Figueira (IMIP), under registration number 43913115.4.0000.5201. The study was conducted at the outpatient prenatal care clinic in a hospital located in the city of Recife, in the state of Pernambuco, Brazil.

The sample size was calculated using the public domain software Open Epi, version 3.01, predicting a prevalence of sexual dysfunction of 67.7%, assuming a 5% margin of error and a 90% confidence level.¹² Thus, 240 pregnant women would be necessary, but considering the possible losses and different prevalence rates of female sexual dysfunction in our population, the sample was increased by 10%, totalizing 264 pregnant women.

All pregnant women waiting for prenatal consultations between July and October 2015 were invited to participate in the study. Pregnant women aged ≥ 18 years, with gestational age between 10 and 35 weeks, were included, and women presenting urinary tract infection or medical or obstetric conditions for which intercourse was not advisable (placenta previa, prenatal hemorrhage or treatment for preterm birth) were excluded.

The selection of the patients occurred after detailed explanations about the research were provided, and after the women signed informed consent forms. The interviews were performed prior to the consultations by a trained evaluator in a private room, ensuring confidentiality.

The Portuguese version of the Pregnancy Sexual Response Inventory (PSRI) questionnaire was used.¹³ This questionnaire contains 38 items: 12 are related to sociodemographic characteristics, and 26 cover sexual behavior activity. The first part of the questionnaire consists of maternal age, gestational age, partnership status, socioeconomic status (level of schooling and occupation), religion, number of children, use of condoms, pregnancy planning, smoking and alcohol use or drug abuse. The second part of the questionnaire consists of 10 domains, and 8 of them are related to the women's feelings, and 2 are related to the women's perceptions of their partners' sexual interest.

The eight domains of women's feelings include: a) Frequency: a three-item scale that assesses the frequency of sexual intercourse relating to pregnancy; b) Desire: a three-item scale that assesses the frequency of desire before and during pregnancy, and the frequency of participation in sexual activity; c) Arousal: a three-item scale that assesses the quality of sexual activity before and during pregnancy; d) Orgasm: a three-item scale that measures the frequency of orgasm before and during pregnancy; e) Satisfaction: a three-item scale that assesses the enjoyment of sex life before and during pregnancy; f) Dyspareunia: a two-item scale that assesses pain during sexual intercourse before and during pregnancy; g) Intercourse initiation: a three-item scale that assesses the beginning of the participation in sexual activity before and during pregnancy; and h) Female difficulties: a two-item scale that assesses any female sexual difficulties before and during pregnancy. The women's perception of their partners' sexuality includes: i) Male sexual satisfaction: a three-item scale that evaluates the female view of male

satisfaction before and during pregnancy; and j) Male sexual difficulties: a two-item scale that assesses the female view of male sexual difficulties before and during pregnancy.

The calculation of the specific score for each domain and the final composite score of the PSRI domains were established by Rudge et al.¹³ In grading the PSRI responses, "0" is considered the worst, and "100", the best. The final score is categorized into quartiles by sexual response, as follows: 0 to 25 = "very bad"; 25 to 50 = "bad"; 50 to 75 = "good"; and 75 to 100 = "excellent".¹⁴

A Microsoft Excel (Microsoft, Redmond, WA, US) spreadsheet was used for the development of the database, with double entry for validation. The Stata software (StataCorp LLC, College Station, TX, US), version 12.1, was used for the statistical analyses. A univariate descriptive analysis of the variables (distribution of relative and absolute frequencies, as well as measures of central tendency and dispersion) was performed. Comparisons between the mean values of the sexual function domains were made using the Student *t*-test. The chi-squared test was used to determine the association between the independent or predictive variables (sociodemographic characteristics) and the dependent variable (sexual dissatisfaction). The prevalence ratios (PRs) with their respective 95% confidence intervals (95% CIs) were also estimated. A significance level of 5% was considered to perform the statistical tests. All *p*-values considered were two-tailed. A standard risk of 1.0 was assigned to the reference category. Subsequently, a stepwise logistic regression was performed.

Results

Out of a total of 276 pregnant women accessed for eligibility, 3 were excluded for being younger than 18 years of age, 7 because they did not have gestational age between 10 and 35 weeks, and 2 because they reported having placenta previa. In addition to the exclusions, two patients reported being busy and refused to participate (– Fig. 1). Therefore, 262 pregnant women in the age range of 18 to 43 years, with a mean age of 27.6 (standard deviation [SD]: 6.0) and a mean gestational age of 25.5 weeks (SD: 7.1), composed the sample. A total of 7.2% of them were in the first trimester, 48.1% were in the second, and 44.7% were in the third trimester.

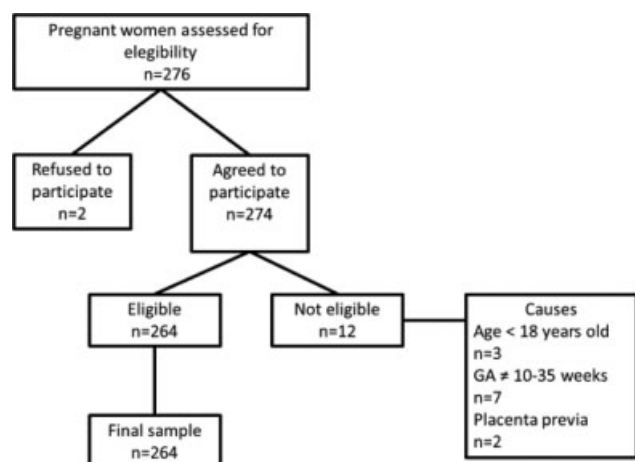


Fig. 1 Flowchart of the enrollment of the participants.

There was a predominance of women who were married (formally or informally, 82.8%), with high school degrees (61.1%), and who were employed (47.7%). As for religion, 43.1% were Protestant and 40.8% were Catholic. In relation to the number of children, 53.4% were primigravidae, and only 18.7% had 2 or more children. A total of 74.0% reported not using condoms, 96.2% did not use alcohol, 99.2% did not smoke, and none reported using illicit drugs. Most of the pregnant women (57.6%) did not plan the current pregnancy (► **Table 1**).

Table 1 Frequency distribution of the demographic variables

Variable	n (%)
<i>Partnership status (N = 262)</i>	
Formal marriage/Common-law marriage	217 (82.8)
Single	39 (14.9)
Other	6 (2.3)
<i>Level of schooling (N = 262)</i>	
Elementary School	35 (13.4)
High School	160 (61.1)
College/University	67 (25.6)
<i>Religion (N = 262)</i>	
Catholic	107 (40.8)
Protestants	113 (43.1)
Other/No religion	42 (16.0)
<i>Occupation (N = 262)</i>	
Housewife	67 (25.6)
Employed	125 (47.7)
Not employed	70 (26.7)
<i>Number of children (N = 262)</i>	
None	140 (53.4)
1	73 (27.9)
≥ 2	49 (18.7)
<i>Smoking during pregnancy (N = 262)</i>	
Yes	2 (0.8)
No	260 (99.2)
<i>Use of alcohol (N = 262)</i>	
Often/Very often	1 (0.4)
Sometimes	9 (3.4)
No	252 (96.2)
<i>Drug abuse (N = 262)</i>	
No	262 (100.0)
<i>Pregnancy planning (N = 262)</i>	
Yes	111 (42.4)
No	151 (57.6)
<i>Condom use (N = 262)</i>	
Yes	39 (14.9)
No	223 (85.1)

A decrease in sexual activity was reported by 64.9% of the women during pregnancy, while only 7.6% reported an increase in frequency. Sexual satisfaction during pregnancy decreased in 41.6% of the women. A total of 92% reported that they were sexually satisfied before pregnancy, and 50.8% during pregnancy. In the domain of sexual desire, most participants reported that it depended on the occasion or disposition (► **Table 2**). Regarding the arousal domain, 80.9% of the sample classified it as excellent/good before pregnancy, decreasing to 30.5% during pregnancy, while 0.4% reported it as bad/terrible before pregnancy, increasing to 23.3% during it. When asked if they had orgasms with sexual intercourse, 90.1% answered that they always/usually had them before pregnancy, while only 54.6% always/usually had orgasms during pregnancy (► **Table 2**). Dyspareunia was reported by 11.1% of the women before pregnancy, and by 45.8% during pregnancy. In the sample, 90.1% of the pregnant women reported that the initiation of sexual intercourse was spontaneous before pregnancy, reducing to 68.7% after pregnancy. The frequency of sexual difficulties/dysfunctions also increased with pregnancy, rising from 5.7% to 58.7% (► **Table 2**). Finally, two domains of the questionnaire were about the perception that the pregnant women had regarding their partners' sexuality. They attributed scores from 0 to 10 regarding their partners' sexual satisfaction and the sexual difficulties they might have. Before pregnancy, 87.4% of the sample gave scores from 8 to 10, whereas during pregnancy only 33.2% gave those same scores. Before pregnancy, only 1.1% reported that the partner had some sexual difficulty, but this rate increased to 10.3% during pregnancy (► **Table 2**).

In relation to the association of sexual dissatisfaction with the independent variables (maternal age, gestational age, partnership status, schooling, religion, occupational status, number of children, condom use, pregnancy planning, smoking, and alcohol or drug use), the only variable associated with sexual dissatisfaction was schooling. Having a higher education degree reduced the chance of being sexually dissatisfied by 50% (PR: 0.69; 95%CI: 0.49-0.98; $p = 0.02$), which was statistically significant. The other variables did not present a statistically significant association (► **Table 3**). After the multiple logistic regression analysis, higher levels of schooling remained associated with a lower chance of sexual dissatisfaction (Prevalence Ratio [PR] = 0.52; 95%CI: 0.29-0.92; $p = 0.02$).

The specific and total scores for each domain before and during pregnancy were calculated. During pregnancy, in every PSRI domain, the specific scores were lower than before pregnancy ($p < 0.001$) (► **Table 4**). The total PSRI score evaluated showed a significant decrease from the pre-pregnancy period (mean score = 89.8, "excellent") to the pregnancy period (mean score = 59.2, "good").

Discussion

The findings of the present study indicate that along with the decrease in frequency and sexual satisfaction on the part of the pregnant women, all areas of sexuality (desire, arousal, orgasm and pain) suffer changes during pregnancy. The results also showed that a high level of schooling decreased

Table 2 Frequency distribution of the sexual characteristics of the pregnant women and their partners before and during pregnancy

Variables		Before pregnancy		During pregnancy	
		N	%	N	%
Frequency	Decreased	–	–	170	64.9
	Remained the same	–	–	72	27.5
	Increased	–	–	20	7.6
Satisfaction	No	5	1.9	58	22.1
	More or less	15	5.7	71	27.1
	Yes	242	92.4	133	50.8
Desire	A few times a week	78	27.5	54	20.6
	Once a day	39	14.9	19	7.3
	It depends on the occasion/disposition	151	57.6	189	72.1
Arousal	Excelent/good	212	80.9	80	30.5
	Regular	49	18.7	121	46.2
	Bad/terrible	1	0.4	61	23.3
Orgasm	No	233	88.9	120	45.8
	Sometimes	21	8.0	66	25.2
	Always/Usually	236	90.1	143	54.6
Dyspareunia	Yes	29	11.1	142	54.2
	No	233	88.9	120	45.8
Intercourse initiation	Forced without desire	1	0.4	24	9.2
	Initiated by the partner	25	9.5	82	22.1
	Spontaneous/Spontaneous with stimulus	236	90.1	180	68.7
Female difficulties	Yes	15	5.7	154	58.8
Male sexual satisfaction	Grades 0-3	3	1.1	80	30.5
	Grades 4-7	30	11.5	95	36.3
	Grades 8-10	229	87.4	87	33.2
Male sexual difficulties	Yes	3	1.1	27	10.3
	No	259	98.9	235	89.7

the chance of a woman being sexually dissatisfied during pregnancy by 50%.

The sample of the present study consisted mostly of women who: were primigravidae; married; Catholic and Protestant in similar rates; employed; had high-school degrees; did not use alcohol or illicit drugs during pregnancy; did not have the habit of using condoms; and reported that the pregnancy was not planned. This population is similar to that found in the Brazilian study¹⁴ that created the score for the PSRI, except in relation to the level of schooling, which had a more homogenous distribution between those with elementary and high-school levels of schooling.¹⁴

There was a reduction in the frequency of sexual intercourse during pregnancy, a finding that was already observed in previous studies. The change in sexuality can be guided by myths, taboos, religious and sociocultural issues, and can also be justified by the fear of harming the fetus, discomfort with

certain positions or with the weight of the gestational abdomen, fear of anticipating labor, pain during the sexual act, among other factors.^{9,15,16}

Sexual satisfaction correlates, among other things, with the sense of happiness resulting from pregnancy, with the sense of her own attractiveness on the part of the pregnant woman, and with the experience of orgasm.¹⁷ Although the majority of the sample reported that they were satisfied with their sexual lives, both before and during pregnancy, there was a decrease in sexual satisfaction in a large number of women during pregnancy.

In the present study, we observed that the sexual desire also decreased during pregnancy. Similar results were found in a study¹⁶ with 150 Turkish pregnant women, in which 68.7% of them had decreased desire in the third trimester.¹⁶ In Brazil, in a study¹⁸ with pregnant women with diabetes, 80% of them reported not thinking spontaneously about sex,

Table 3 Association between the independent variables and sexual dissatisfaction

Variable	Dissatisfaction (N = 129)	Satisfaction (N = 133)	PR	95%CI	p-value
Maternal age in year - mean (SD)	27.2 (6.1)	28.0 (5.9)	-	-	0.31
Age > 27 years					
Yes	56 (46.3)	65 (53.3)	0.89	0.69-1.14	0.37
No	73 (51.8)	68 (48.2)			
Gestational age in weeks - mean (SD)	26.1 (7.1)	24.8 (6.9)	-	-	0.13
Gestational age > 25 years (%)					
Yes	77 (53.1)	68 (46.9)	1.19	0.92-1.54	0.16
No	52 (44.4)	65 (55.6)			
Single - n (%)					
Yes	229 (48.9)	23 (58.1)	0.99	0.71-1.37	0.95
No	107 (49.3)	110 (50.7)			
College/University - n (%)					
Yes	25 (37.3)	42 (62.7)	0.69	0.49-0.98	0.02
No	104 (53.3)	91 (46.7)			
Protestants - n (%)					
Yes	57 (50.4)	56 (49.6)	1.04	0.81-1.33	0.73
No	72 (48.3)	77 (51.7)			
Not employed - n (%)					
Yes	34 (50.7)	33 (49.3)	1.04	0.79-1.37	0.77
No	95 (48.7)	100 (51.3)			
Children - n (%)					
Yes	66 (54.1)	56 (45.9)	1.2	0.94-1.53	0.14
No	63 (45.0)	77 (55.0)			
Smoking - n (%)					
Yes	1 (50.0)	1 (50.0)	1.01	0.25-4.08	0.74*
No	128 (49.2)	132 (50.8)			
Alcohol use - n (%)					
Yes	6 (60.0)	4 (40.0)	1.22	0.72-2.07	0.35*
No	123 (48.8)	129 (51.2)			
Planned pregnancy - n (%)					
Yes	79 (52.3)	72 (47.7)	1.16	0.89-1.49	0.24
No	50 (45.0)	61 (55.0)			
Condom use - n (%)					
Yes	20 (51.3)	19 (48.7)	1.04	0.75-1.46	0.78
No	109 (48.9)	114 (51.1)			

Notes: *Fisher test. No women reported drug abuse.

Abbreviations: 95%CI, 95% confidence interval; PR, prevalence ratio; SD, standard deviation.

probably because the high-risk pregnancy could generate tension, compromising sexual desire.^{18,19}

Regarding the arousal domain, a decrease in arousal with pregnancy was observed. Similar findings were observed in a cross-sectional study²⁰ with 181 non-pregnant women and 177 pregnant women, in which the overall sexual dysfunction rate was of 31.7%, and it was more prevalent in pregnant

women (40.4%) than in non-pregnant women (23.3%), with a significant difference between them in the score of the arousal domain ($p = 0.003$).²⁰

The criteria that characterize sexual dysfunction in the Diagnostic and Statistical Manual of Mental Disorders, Fourth Edition (DSM-IV) included low sexual desire, sexual arousal disorder, orgasmic disorder and sexual pain disorder. However,

Table 4 Composite and specific scores of the Pregnancy Sexual Response Inventory before and during pregnancy

	Before pregnancy (N = 262)	During pregnancy (N = 262)	
Domains	Mean ± SD	Mean ± SD	p-value
Frequency	84.9 ± 24.2	44.7 ± 26.5	< 0.001
Desire	65.1 ± 43.7	51.3 ± 25.8	< 0.001
Arousal	90.3 ± 20.3	53.6 ± 36.6	< 0.001
Orgasm	94.1 ± 18.9	67.2 ± 39.8	< 0.001
Satisfaction	93.9 ± 14.7	60.0 ± 34.1	< 0.001
Dyspareunia	88.9 ± 31.4	54.2 ± 49.9	< 0.001
Intercourse initiation	94.8 ± 15.8	79.8 ± 32.6	< 0.001
Female difficulties	94.3 ± 23.3	41.0 ± 49.3	< 0.001
Male sexual satisfaction	93.1 ± 18.8	51.3 ± 40.0	< 0.001
Male sexual difficulties	98.9 ± 10.7	89.7 ± 30.5	< 0.001
Composite score	89.8 ± 11.2	59.2 ± 22.5	< 0.001

Abbreviation: SD, standard deviation.

in the new classification provided in the fifth edition of the manual (DSM-V), the sexual desire and arousal disorders have been combined into one disorder, called female sexual interest/arousal disorder, demonstrating the intimate relationship between these conditions.²¹ Thus, the authors believe that similar reasons would affect negatively both sexual desire and arousal. Psychologic changes, such as apprehension about pregnancy and changing lifestyle, and physical symptoms, like nausea, fatigue, exhaustion, breast tenderness, respiratory difficulties, insomnia and increased urinary frequency, could be causes of decreased sexual desire and arousal. Furthermore, structural changes in the body during pregnancy can lead some women to perceive themselves as unattractive, which also affects these sexual domains.^{16,22}

In the domain of orgasm, we observed that the majority of women reported having orgasms both before and during pregnancy. However, there was an increase in the number of women who could not achieve orgasm during pregnancy, corroborating the findings of another study.¹⁵ Most articles, however, report only the increased difficulty in achieving orgasm, especially during the third trimester, without comparing it with pre-pregnancy findings.^{11,13,23,24} From the perspective of psychodynamics, the dichotomous role of mother and wife combined with cultural issues could influence sexual desire and cause difficulty in achieving orgasm, for the women might feel they are not allowed to experience this sensation during the gestational period.²⁵

Regarding the dyspareunia domain, we observed that most of the pregnant women reported not feeling pain during sexual intercourse before pregnancy, but the majority stated that they felt pain during pregnancy, a finding also described in a prospective study²⁶ that added that, in the

postpartum period, there was a reduction in the complaints of dyspareunia compared to the gestational period.²⁶ However, another study⁹ comparing pregnant and non-pregnant women regarding the pain domain, found no significant differences between the groups.⁹ Some authors report a decrease in vagina lubrication during the gestational period, especially in the last trimester, which could justify the complaint of pain during sexual intercourse.^{9,11,26,27} Moreover, the decrease in sexual desire could be associated to dyspareunia, since it could also lead to a lack of lubrication.

Most participants reported that they spontaneously initiated sexual activity both before and during pregnancy. Differently from a cross-sectional Brazilian study¹² that observed an increase in the initiative of pregnant women to begin the sexual act compared to the period before pregnancy.¹² Data from a Turkish study²⁸ revealed that, although both partners usually initiated pre-pregnancy sexual relations, the male partner was more likely to initiate sexual activity during pregnancy.²⁸ On the other hand, the findings of another study conducted in Canada showed a decrease in the sexual intercourse initiative by pregnant women, which is consistent with our results.²⁷ This discrepancy may be a result of the variation in the decrease in sexual desire and interest during pregnancy depending on the trimester studied, for example.

Evaluating the perception of the pregnant women on what would be their partners' grade on the couple's sexual life, 87.4% gave a good grade before pregnancy, while only 33.2% gave the same grade during pregnancy. These data are similar to those in the aforementioned Turkish study,²⁸ in which, before pregnancy, none of the women believed that their husbands were dissatisfied, but, during pregnancy, 33.7% described their husbands as unsatisfied.²⁸

A significant increase in difficulties in sexual intercourse during pregnancy was observed in the present study. Before pregnancy, 5.7% of the women presented difficulties, a rate that went up to 58.8% of women during pregnancy. A survey²⁹ with 207 pregnant women in Brazil found that 35.7% reported difficulties during sexual relations. The same research correlated this data with quality of life, and concluded that during pregnancy the woman is subject to suffer some alterations in her sexual life that could be related to some factors like workload and some fears and myths about sex during pregnancy, which may affect sexual intercourse.²⁹ However, it was not possible for us to evaluate all of these factors, since the questionnaire (PSRI) used in the present study does not include these variables.

Sexual dysfunction, due to its multifactorial etiology, may have its prevalence influenced by interaction with personal variables.^{9,20} In a Moroccan epidemiological study,³⁰ low schooling was associated with sexual dysfunction.³⁰ One might suppose that lack of education leads to lack of knowledge about female sexual anatomy and function, and the possibilities for related problem resolutions. Similarly, in the present study, we found lower rates of sexual dissatisfaction among women with higher levels of schooling; these women tend to become more independent and secure, which can reflect on sexuality.

Moreover, like the results of the previously described Moroccan study,³⁰ in another study,³¹ women with four or

more children had more sexual desire disorder than women with two children. Having one or more children had no association with increased risk of sexual dissatisfaction in the present study. The questionnaire used in by the authors did not enable a more specific analysis, and perhaps a larger sample and a greater stratification of the number of children and their ages could better clarify this association.

In the present study, most pregnant women reported that the pregnancy was not planned, which means that the pregnancy to them was somewhat of a surprise, be it positive or negative, and this generates different feelings, from feelings of intense joy and well-being to deep sadness and feeling of helplessness.¹⁰ Although pregnancy planning was not associated with sexual dissatisfaction in the present study, another Brazilian study¹² described that the presence of sexual dysfunction during pregnancy was associated with unplanned pregnancies.¹²

The analysis of the individual and total scores of the sexuality domains evaluated by the PSRI questionnaire suggests a negative impact of pregnancy on the response of sexual function. Although the classification of the final sexuality score during pregnancy was “good”, there was a great change from the pre-pregnancy period to the pregnancy period.

Health professionals should ask pregnant women about feelings of sexual distress. Identifying pregnant women experiencing sexual difficulties and directing them to appropriate resources can help minimize sexual and relationship issues during pregnancy.³² Sexuality is capable of influencing physical and mental health, resulting in personal distress, and harming both interpersonal relationships and quality of life. Therefore, although sex often ceases to be the focus of the relationship during pregnancy, experiencing full sexuality during this period helps keep the couple together to face the many changes of that moment.^{7,26}

Prenatal care may be an opportunity for health professionals to work in this area. The effectiveness of this type of action has already been observed in a randomized clinical trial⁷ involving 88 Iranian women, in which the intervention was sexual education during pregnancy. The conclusion of the study was that providing such sexual education during routine prenatal care can improve the sexual health of couples during pregnancy.⁷

Understanding that sexual dysfunction may be present during pregnancy is of great importance so that some measures can be incorporated into the prenatal routine, like the investigation of sexual dysfunctions, educational measures to clarify misunderstandings, myths and doubts, and, when necessary, allowing treatments to be prescribed.

The use of a questionnaire validated specifically for pregnant women strengthens the present study, so the data obtained may be more easily compared in future studies using the same tool. Studies using questionnaires that have not been validated in the population of interest may be subject to measurement errors, and no conclusions can be drawn with confidence.³¹

Because this was a cross-sectional study, we can point out as a limitation the memory bias when the women were asked about the moment before pregnancy or about the previous pregnancy trimester. Another limitation was not questioning

directly the male partners about their satisfaction with sexuality, once they might have had different perceptions. Since only the data in the PSRI were used, confounding factors with the level of schooling of the partner and whether the couple shares their bedroom with children, for example, could not be evaluated.

Studies with different delineations from the present one, such as a cohort, in which the women can be followed before the pregnancy, or those with a qualitative approach, which would enable the authors to record, through the narratives of the pregnant women, their experiences, beliefs and expectations, would be valuable to understand the sexuality in a broader form. Studies addressing other variables not included in PSRI could also point to other factors associated with dysfunction.

Conclusion

From these results, it is possible to conclude that the general sexual function score was good, although there was a high prevalence of female sexual dysfunctions, as the majority of pregnant women reported at least one type of alteration in the domains of sexual function, and the report of dissatisfaction was more frequent in women without high-school degrees, which highlights the importance of deepening the theme.

Contributors

Guendler JA, Katz L, Flamini MEDM, Oliveira ALB and Amorim MMR contributed to the conception and design of the present study, to the data collection or to the analysis and interpretation of data, as well as to the writing of the article or to the critical review of the intellectual content, and to the final approval of the version to be published.

Conflicts of Interest:

The authors have none to declare.

References

- 1 Witting K, Santtila P, Alanko K, et al. Female sexual function and its associations with number of children, pregnancy, and relationship satisfaction. *J Sex Marital Ther* 2008;34(02):89–106. Doi: 10.1080/00926230701636163
- 2 DeJudicibus MA, McCabe MP. Psychological factors and the sexuality of pregnant and postpartum women. *J Sex Res* 2002;39(02):94–103. Doi: 10.1080/00224490209552128
- 3 Yeniel AO, Petri E. Pregnancy, childbirth, and sexual function: perceptions and facts. *Int Urogynecol J Pelvic Floor Dysfunct* 2014;25(01):5–14. Doi: 10.1007/s00192-013-2118-7
- 4 Asselmann E, Hoyer J, Wittchen HU, Martini J. Sexual problems during pregnancy and after delivery among women with and without anxiety and depressive disorders prior to pregnancy: a prospective-longitudinal study. *J Sex Med* 2016;13(01):95–104. Doi: 10.1016/j.jsxm.2015.12.005
- 5 Pastore L, Owens A, Raymond C. Postpartum sexuality concerns among first-time parents from one U.S. academic hospital. *J Sex Med* 2007;4(01):115–123. Doi: 10.1111/j.1743-6109.2006.00379.x
- 6 Wolpe RE, Zomkowski K, Silva FP, Queiroz APA, Sperandio FF. Prevalence of female sexual dysfunction in Brazil: A systematic review. *Eur J Obstet Gynecol Reprod Biol* 2017;211:26–32. Doi: 10.1016/j.ejogrb.2017.01.018

- 7 Afshar M, Mohammad-Alizadeh-Charandabi S, Merghati-Khoei ES, Yavarikia P. The effect of sex education on the sexual function of women in the first half of pregnancy: a randomized controlled trial. *J Caring Sci* 2012;1(04):173–181. Doi: 10.5681/jcs.2012.025
- 8 Ahmed MR, Madny EH, Sayed Ahmed WA. Prevalence of female sexual dysfunction during pregnancy among Egyptian women. *J Obstet Gynaecol Res* 2014;40(04):1023–1029. Doi: 10.1111/jog.12313
- 9 Prado DS, Lima RV, de Lima LM. [Impact of pregnancy on female sexual function]. *Rev Bras Ginecol Obstet* 2013;35(05):205–209. Doi: 10.1590/S0100-72032013000500003
- 10 Pauls RN, Occhino JA, Dryfhout VL. Effects of pregnancy on female sexual function and body image: a prospective study. *J Sex Med* 2008;5(08):1915–1922. Doi: 10.1111/j.1743-6109.2008.00884.x
- 11 Yildiz H. The relation between prepregnancy sexuality and sexual function during pregnancy and the postpartum period: a prospective study. *J Sex Marital Ther* 2015;41(01):49–59. Doi: 10.1080/0092623X.2013.811452
- 12 Lima AC, Dotto LMG, Mamede MV. Prevalência de disfunção sexual em primigestas, no Município de Rio Branco, Acre, Brasil. *Cad Saude Publica* 2013;29(08):1544–1554. Doi: 10.1590/0102-311 × 00164012
- 13 Rudge CVC, Calderon IMP, Dias A, et al. Design and validity of a questionnaire to assess sexuality in pregnant women. *Reprod Health* 2009;6:12. Doi: 10.1186/1742-4755-6-12
- 14 Rudge CVC, Calderon IMP, Almeida APM, Piculo F, Rudge MVC, Barbosa AMP. Score Establishment and Brazilian Portuguese version of the Pregnancy Sexual Response Inventory (PSRI). *Rev Bras Ginecol Obstet* 2018;40(06):322–331. Doi: 10.1055/s-0038-1656536
- 15 Malarewicz A, Szymkiewicz J, Rogala J. [Sexuality of pregnant women]. *Ginekol Pol* 2006;77(09):733–739
- 16 Eryilmaz G, Ege E, Zincir H. Factors affecting sexual life during pregnancy in eastern Turkey. *Gynecol Obstet Invest* 2004;57(02):103–108. Doi: 10.1159/000075582
- 17 Babazadeh R, Najmabadi KM, Masomi Z. Changes in sexual desire and activity during pregnancy among women in Shahrud, Iran. *Int J Gynaecol Obstet* 2013;120(01):82–84. Doi: 10.1016/j.ijgo.2012.07.021
- 18 Ribeiro MC, Nakamura MU, Abdo CHN, Torloni MR, Scanavino MdeT, Mattar R. [Pregnancy and gestational diabetes: a prejudicial combination to female sexual function?] *Rev Bras Ginecol Obstet* 2011;33(05):219–224. Doi: 10.1590/S0100-72032011000500003
- 19 Tugut N, Golbasi Z, Bulbul T. Quality of sexual life and changes occurring in sexual life of women with high-risk pregnancy. *J Sex Marital Ther* 2017;43(02):132–141. Doi: 10.1080/0092623X.2016.1141816
- 20 Kahramanoglu I, Baktiroglu M, Hamzaoglu K, Kahramanoglu O, Verit FF, Yucler O. The impact of mode of delivery on the sexual function of primiparous women: a prospective study. *Arch Gynecol Obstet* 2017;295(04):907–916. Doi: 10.1007/s00404-017-4299-7
- 21 Latif EZ, Diamond MP. Arriving at the diagnosis of female sexual dysfunction. *Fertil Steril* 2013;100(04):898–904. Doi: 10.1016/j.fertnstert.2013.08.006
- 22 von Sydow K. Sexuality during pregnancy and after childbirth: a metacontent analysis of 59 studies. *J Psychosom Res* 1999;47(01):27–49. Doi: 10.1016/S0022-3999(98)00106-8
- 23 Aydin M, Cayonu N, Kadihasanoglu M, Irkilata L, Atilla MK, Kendirci M. Comparison of sexual functions in pregnant and non-pregnant women. *Urol J* 2015;12(05):2339–2344. Doi: 10.22037/uj.v12i5.2881
- 24 Bartellas E, Crane JM, Daley M, Bennett KA, Hutchens D. Sexuality and sexual activity in pregnancy. *BJOG* 2000;107(08):964–968. Doi: 10.1111/j.1471-0528.2000.tb10397.x
- 25 Camacho KG, Vargens OMC, Progianti JM. Adaptando-se à nova realidade: a mulher grávida e o exercício de sua sexualidade. *Rev Enferm UERJ*. 2010;18(01):32–37
- 26 Gökyildiz S, Beji NK. The effects of pregnancy on sexual life. *J Sex Marital Ther* 2005;31(03):201–215. Doi: 10.1080/00926230590513410
- 27 Vannier SA, Rosen NO. Sexual distress and sexual problems during pregnancy: associations with sexual and relationship satisfaction. *J Sex Med* 2017;14(03):387–395. Doi: 10.1016/j.jsxm.2016.12.239
- 28 Corbacioglu Esmer A, Akca A, Akbayir O, Goksedef BPC, Bakir VL. Female sexual function and associated factors during pregnancy. *J Obstet Gynaecol Res* 2013;39(06):1165–1172. Doi: 10.1111/jog.12048
- 29 Bezerra IFD, de Sousa VP, dos Santos LC, Viana EdeS. [Comparison of quality of life in women with sexual dysfunction]. *Rev Bras Ginecol Obstet* 2015;37(06):266–271. Doi: 10.1590/S0100-720320150005254
- 30 Kadri N, McHichi Alami KH, McHakra Tahiri S. Sexual dysfunction in women: population based epidemiological study. *Arch Women Ment Health* 2002;5(02):59–63. Doi: 10.1007/s00737-002-0141-7
- 31 Dowrick AS, Wootten AC, Murphy DG, Costello AJ. We used a validated questionnaire: what does this mean and is it an accurate statement in urologic research? *Urology* 2015;85(06):1304–1310. Doi: 10.1016/j.urology.2015.01.046
- 32 Olsson A, Lundqvist M, Faxelid E, Nissen E. Women's thoughts about sexual life after childbirth: focus group discussions with women after childbirth. *Scand J Caring Sci* 2005;19(04):381–387. Doi: 10.1111/j.1471-6712.2005.00357.x