

# SYNLETT Spotlight 428

## Mercaptoacetic Acid

Compiled by Eliza de Lucas Chazin



This feature focuses on a reagent chosen by a postgraduate, highlighting the uses and preparation of the reagent in current research

Eliza de Lucas Chazin was born in Niterói, Brazil, in 1988. She received her Industrial Pharmacy degree in 2010 and her M.Sc. degree in 2013 from the Universidade Federal Fluminense. She is currently working toward her D.Sc. degree in chemistry at the same university under the supervision of Professor Thatyana Rocha Alves Vasconcelos. Her research interests are focused on the synthesis of new bioactive compounds, such as benzoxathiolones derivatives.

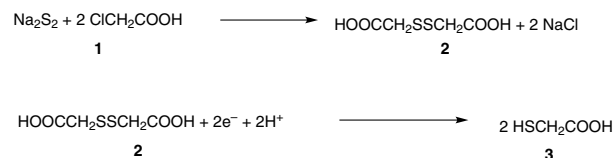
Laboratório HETBIO - Instituto de Química Universidade Federal Fluminense, UFF, CEP: 24020-141, Niterói, Rio de Janeiro, Brazil  
E-mail: elizachazin@gmail.com

### Introduction

Mercaptoacetic acid (**3**), also known as thioglycolic acid, is a liquid miscible with water and with most organic solvents such as alcohols, ether, chloroform and benzene.<sup>1</sup> It is widely described in the literature, especially as a substrate for the synthesis of pharmacologically active heterocycles<sup>2</sup> including 1,3-thiazolidin-4-ones,<sup>3</sup> 1,4-thiazepines<sup>4</sup> and thiazoles.<sup>5</sup> It is also used for the formation of spiro derivatives,<sup>6</sup> in multicomponent reactions, and in removing the nosyl protecting group from amine functions of  $\alpha$ -amino acids.<sup>7</sup>

### Preparation

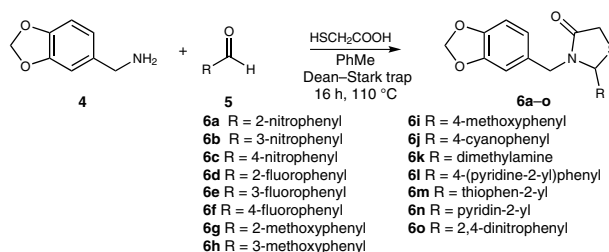
This reagent can be prepared under eco-friendly conditions by condensation of chloroacetic acid (**1**) with sodium disulfide followed by electrochemical reduction of dithiodiglycolic acid (**2**) leading to **3** with a yield of 92–97%.<sup>8</sup>



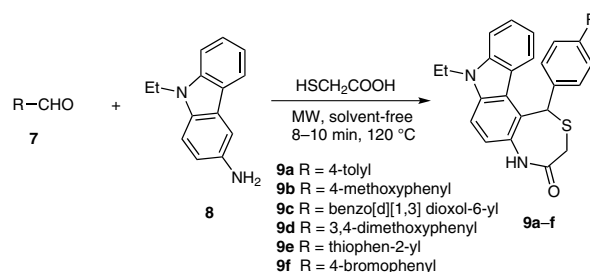
**Scheme 1** Electrochemical synthesis of mercaptoacetic acid (**3**)

### Abstracts

(A) Gomes and co-workers obtained fifteen new 1,3-thiazolidin-4-one derivatives through one-pot cyclocondensation reactions of piperonylamine (**4**), arenealdehyde (or heteroaromatic aldehyde) **5** and mercaptoacetic acid in refluxing toluene, using a Dean–Stark trap. The derivatives **6a–o** were obtained with moderate to excellent yield (51–91%). These novel compounds have been assessed as antibacterial agents against *Mycobacterium tuberculosis* H<sub>37</sub>Rv.<sup>3</sup>



(B) Shi et al. reported the design and synthesis of novel 1,4-thiazepine derivatives **9a–f** embedding the carbazole motif via microwave irradiation multicomponent reactions of several arenealdehydes (or heteroaromatic aldehydes) **7**, mercaptoacetic acid and 3-amino-9-ethylcarbazole (**8**) under solvent-free conditions, thus providing a green and facile access to the desired derivatives with prominent features of high structural diversity, short reaction times, minimal environmental impact and high yield (76–93%). These novel compounds have been assessed with respect to their *in vitro* antioxidant and cytotoxic activities.<sup>4</sup>



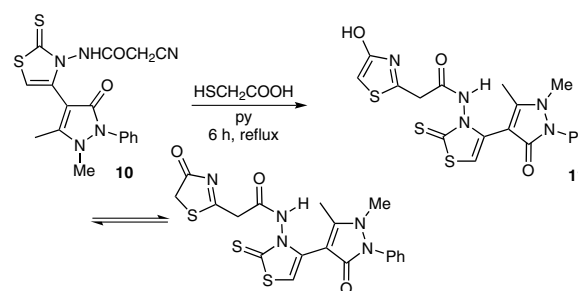
SYNLETT 2013, 24, 0775–0776

Advanced online publication: 08.03.2013

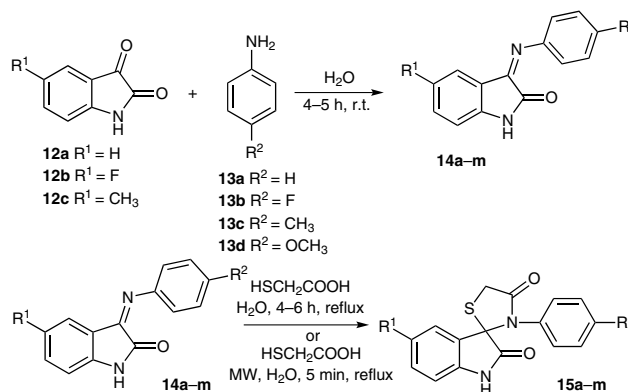
DOI: 10.1055/s-0032-1317796; Art ID: ST-2013-V0435-V

© Georg Thieme Verlag Stuttgart · New York

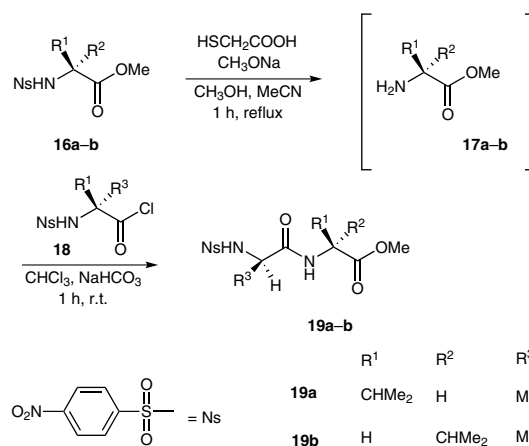
(C) Recently, Ayyad and co-workers reported the reaction between acetamide **10** and mercaptoacetic acid allowing the synthesis of 2-(4-oxo-4,5-dihydrothiazol-2-yl)acetamide (**11**) in acceptable yield (60%). Compound **11** belongs to a new class of thiazole derivatives carrying an antipyrynyl moiety.<sup>5</sup>



(D) Panda and Jain developed a protocol 'on water' for the synthesis of new Schiff bases **14a–m** starting from 1*H*-indol-2,3-diones **12a–c** and *p*-substituted anilines **13a–d** in high purity and excellent yield (92–98%). These derivatives (**14a–m**) were converted by cyclocondensation with mercaptoacetic acid into spiro derivatives **15a–m** under MW irradiation as well as in water in good yield and pure form.<sup>6</sup>



(E) Leggio et al. described an efficient and practical alternative strategy for carrying out peptide synthesis using the *p*-nitrobenzenesulfonyl (nosyl) group for protection of the amino function of  $\alpha$ -amino acids. Aiming at the deprotection of the amino functionality, compounds **16a–b** were treated with mercaptoacetic acid in the presence of sodium methoxide in an acetonitrile–methanol solution under reflux. Products **17a–b** were coupled, without further purification, with *N*-nosyl-D-alanine chloride (**18**) in a chloroform solution containing aqueous NaHCO<sub>3</sub> to obtain the corresponding diastereomeric dipeptides Ns-D-Ala-L-Val-OMe (**19a**) and Ns-D-Ala-D-Val-OMe (**19b**) with 71% and 78% yield, respectively. In order to extend the peptide chain, the same methodology to deprotect the amino function can be applied.<sup>7</sup>



## References

- O'Neil, M. J.; Heckelman, P. E.; Koch, C. B.; Roman, K. J.; Kenny, C. M.; D'Arecca, M. R. *The Merck Index 14<sup>th</sup> Ed.*; Merck Research Laboratories: New York, **2006**.
- Yadav, L. D. S.; Rai, A. *Tetrahedron Lett.* **2008**, *49*, 5751.
- Gomes, C. R. B.; Moreth, M.; Facchinetti, V.; De Souza, M. V. N.; Vellasco, Júnior. W. T.; Lourenço, M. C. S.; Cunico, W. *Lett. Drug Des. Discovery* **2010**, *7*, 353.
- Shi, F.; Zeng, X.-N.; Cao, X.-D.; Zhang, S.; Jiang, B.; Zheng, W.-F.; Tu, S.-J. *Bioorg. Med. Chem. Lett.* **2012**, *22*, 743.
- Ayyad, S.-E. N.; El-Taweel, F. M. A.; Elagamey, A.-G. A.; El-Mashad, T. M. *Int. J. Org. Chem.* **2012**, *2*, 135.
- Panda, S. S.; Jain, S. C. *Monatsh. Chem.* **2012**, *143*, 1187.
- Leggio, A.; Di Gioia, M. L.; Perri, F.; Liguori, A. *Tetrahedron* **2007**, *63*, 8164.
- Islamgulova, V. R.; Shitova, E. N.; Akhmerova, S. G.; Tomilov, A. P. *Russ. J. Appl. Chem.* **2002**, *9*, 1470.